

Understanding School Bus Signals

FLASHING RED LIGHTS AND EXTENDED STOP ARM.



Advanced warning of a stop

School bus drivers must signal their intention to stop.

This safety measure gives motorists the time to avoid sudden braking or acceleration when approaching a school bus from behind or from the opposite direction.

It is mandatory that all drivers come to a complete stop when the red lights are flashing and the stop arm is extended, keeping at least 5 metres away from the front or rear of the bus.

School Zones

Motorists must slow down and drive with extra caution when travelling through a school zone. Speed limits are significantly reduced in these areas.



What do you do if you see a vehicle pass a stopped school bus with its red lights flashing?

As a citizen you can help make our roads safe by reporting dangerous and illegal passing of school buses with the following tips:

- Report the incident to police immediately by phone or in person at the nearest police station.
- Provide the make, model, colour and license plate number of the vehicle.
- Provide the location, date, and time of the incident.
- Provide a description of the driver if possible.

Any additional information can be helpful when reporting to police. Incidents can be reported by calling your local RCMP or by calling the toll-free number below.

1-800-709-RCMP (7267)

For more information on bus safety please visit our website at www.novacentral.ca or visit www.schoolbussafety.ca

Student Transportation

Gander, NL A1V 1H6
Tel: (709) 256-3571
Fax: (709) 256-7763
Email: info@ncsd.ca

Protect Our Children Stop on RED Kids Ahead



Nova
Central
School District

KNOW AND OBEY SCHOOL BUS LAWS

When driving TOWARD a school bus in the opposite lane or following BEHIND the bus in the same lane, if the bus stops and displays its flashing RED lights, drivers of other vehicles must STOP.

When the red lights are flashing, the bus is stopped to load or unload students, who may need to cross the street to or from the bus.



Caution:

The majority of students injured or killed while being transported are not injured or killed on the bus, but OUTSIDE of the bus. Most are struck by motorists who fail to stop for the flashing red lights and extended stop arm.

Penalties & Fines

The penalty for passing a school bus in Newfoundland and Labrador results in the loss of six demerit points on a driver's license, plus a \$115 fine. Insurance premiums will increase by at least 50%. Drivers who lose 12 demerit points within a two-year period will have their driver's license suspended.

Why take the risk? The consequences can be DEADLY

There is no satisfactory penalty for a driver passing a school bus if an innocent child is killed. There is a growing concern in Newfoundland and Labrador over the increasing number of drivers illegally passing school buses, endangering the safety of our students.

During the week of May 4-8, 2009 bus drivers in Gander reported 25 incidents of motorists passing their buses.

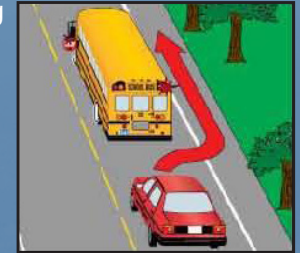
A survey of school bus drivers in Nova Scotia in June 2006 required the drivers to count the number of times another vehicle passed their bus illegally. The drivers recorded 401 incidents of illegal passing of a school bus.



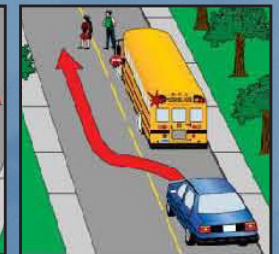
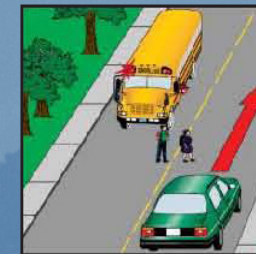
Common Mistakes Motorist Make

Shown below are common mistakes motorists make which are illegal violations that can endanger our children:

1. When approaching a school bus from behind that is displaying red flashing lights and extended stop arm, you may NOT pass the bus on either side.



2. On a two lane roadway you must halt for a stopped school bus displaying red lights and extended stop arm.



3. Before a turn is made, stop in your original lane until the flashing red lights on the bus are turned off and the arm is withdrawn.

